
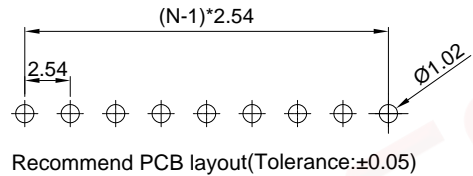
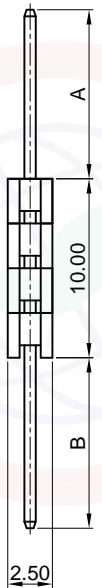
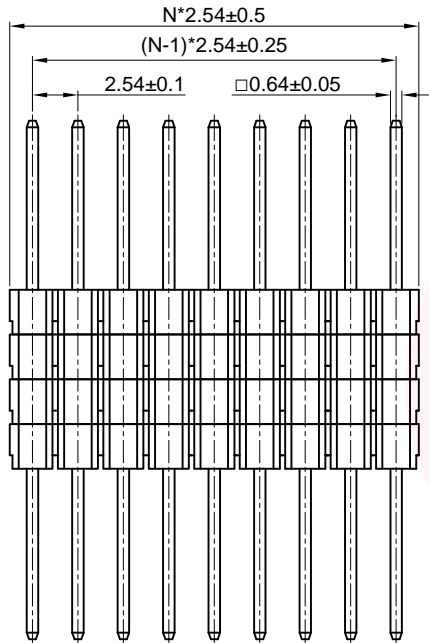


Dept	
Qty	
DC	1
ED	1
IE	1
ISO	1
PD	1
R&D	1
SD	1
QA	1
QC	1
QE	1

The information provided herein is from CONNELY Electronic Co., Ltd. and is confidential. Any disclosure to a party other than the recipient is prohibited. The intellectual properties and its rights contained herein, including but not limited to, trademarks, patents, copyrights, trade secrets, and technical know-how, are owned exclusively by CONNELY or its affiliates. Unauthorized use or reproduction of any part of this document is strictly prohibited. CONNELY may enforce its intellectual property rights at its own discretion, failures or delays to exercise such rights does not constitute a waiver of such rights.

N=Number of contacts



(Series Image-Reference Only)

REV.	DESCRIPTION	DRAWN	CHECKED	APPROVED
A	NEW RELEASE	YCH 11/05/08'		LJC 11/05/08'
B	Drawing Update	JLZ 08/10/20'		

Notes:

- Electrical Characteristics:
 - Contact Resistance: 20mΩ Max.
 - Dielectric Withstanding Voltage: 600V AC(rms) For 1 Minute.
 - Insulation Resistance: 1000MΩ Min.
 - Current Rating:3A.
- Environment Characteristics:
 - Temperature: -40°C~+105°C.
- Materials:
 - Contact Material: Copper Alloy.
 - Contact Plating: Gold Plating Over Nickel.
 - Insulator Materials: PBT,Black,UL94-V0.
- Product Number Code:

DS1029-09 - X X X X X X - X

- Plating level
3A: Level 3A
B: Level B
- DIM.A B type
A6.0-B3.0
- Mounting type
V: V/T type
- Housing color
B:Black
- Contact Plating
8: Full gold flash
- Connector type
P:Plug
- No.of contacts
1x1-1x40

GENERAL TOLERANCE		ANGLE TOLERANCE	
X.	±0.60	X.	±5°
.X	±0.38	.X	±3°
.XX	±0.25	.XX	±2°
DRAWING TYPE		CUSTOMER	
SCALE		1:1	SHEET 1 OF 1
DRAWING NO.		C-DS1029-09-XXXXXX-X-B	

PROJECTION		TITLE	2.54mm Pin Header Board Spacers Type
UNITS	mm		
SHEET SIZE	A4	SERIES	DS1029-09 SERIES

晨翔电子有限公司
CONNFLY CONNELY ELECTRONIC CO., LTD