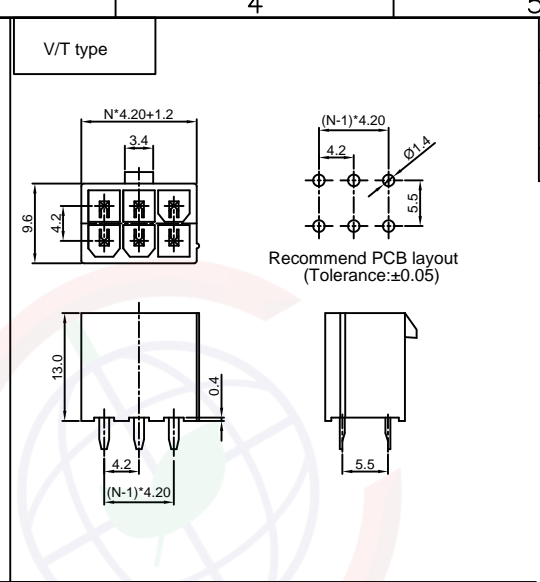
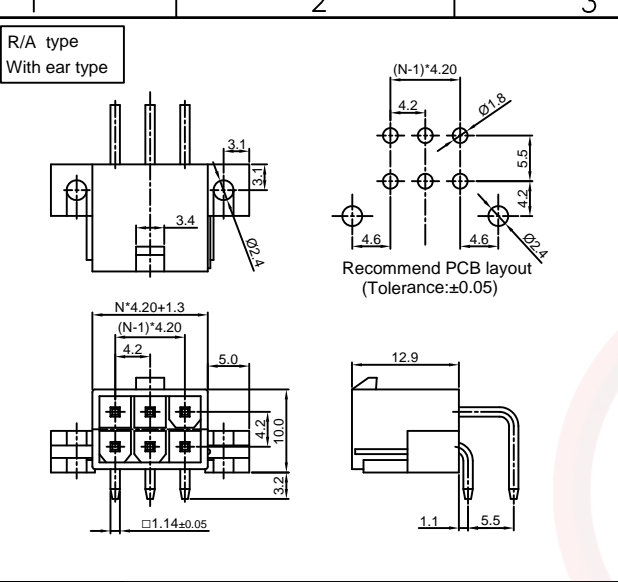


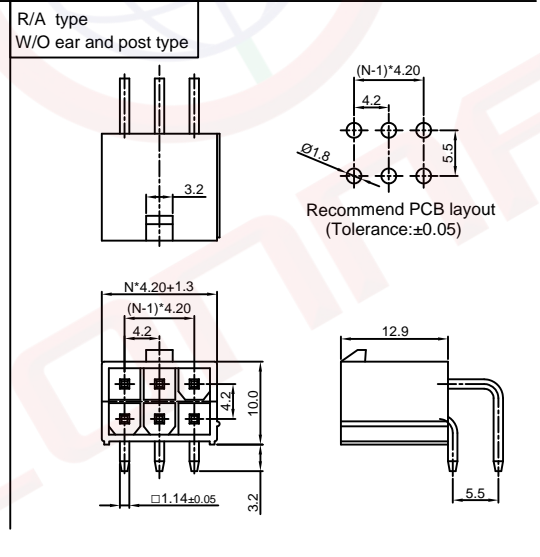
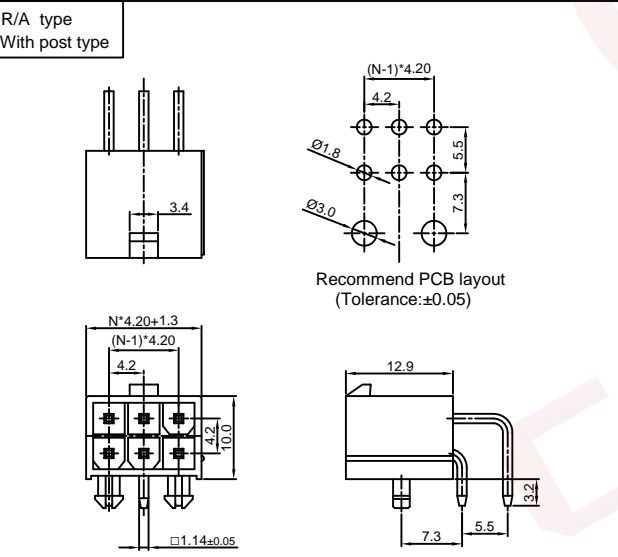
|      |   |
|------|---|
| Dept |   |
| Qty  |   |
| DC   | 1 |
| ED   | 1 |
| IE   | 1 |
| ISO  | 1 |
| PD   | 1 |
| R&D  | 1 |
| SD   | 1 |
| QA   | 1 |
| QC   | 1 |
| QE   | 1 |

The information provided herein is from CONNELY Electronic Co., Ltd. and is confidential. Any disclosure to a party other than the recipient is prohibited. The intellectual properties and its rights contained herein, including but not limited to, trademarks, patents, copyrights, trade secrets, and technical know-how, are owned exclusively by CONNELY or its affiliates. Unauthorized use or modification is strictly prohibited. CONNELY may enforce its intellectual property rights at its own discretion, failure or delays to exercise such rights does not constitute a waiver of such rights.



| REV. | DESCRIPTION    | DRAWN         | CHECKED | APPROVED      |
|------|----------------|---------------|---------|---------------|
| A    | NEW RELEASE    | YCH 12/15/07' |         | LJC 12/15/07' |
| B    | DRAWING UPDATE | JLZ 08/24/20' |         |               |
| C    | DRAWING UPDATE | JLZ 05/31/21' |         |               |
| D    | DRAWING UPDATE | JLZ 05/18/22' |         |               |

NOTES:  
Specifications:  
1. Contact resistance: 30mΩ Max.  
2. Insulation resistance: 1000MΩ Min.  
3. Dielectric withstanding voltage: 1000V AC(Rms) for 1 minute.  
4. Current rating:9A.  
5. Voltage rating:600V AC/DC.  
6. Temperature: -25°C~+85°C.  
Materials:  
1. Contact material: Copper alloy.  
2. Contact plating: Gold or Tin plating over nickel.  
3. Insulator material: Nylon,Transparent .  
Product number code:  
DS1073-01 - X X X X X



Legend for Product Number Code:  
 X X X X X  
 Contact plating  
 6: Tin  
 8: Full gold flash  
 Housing color  
 T:Transparent  
 Mounting type  
 V: V/T type  
 R1: R/A with ear type  
 R2: R/A with post type  
 R3: R/A W/O ear and W/O post type  
 Connector type  
 M:Male  
 No. of contacts  
 2x1 - 2x12



(Series Image-Reference Only)

|                   |                     |                 |        |
|-------------------|---------------------|-----------------|--------|
| GENERAL TOLERANCE |                     | ANGLE TOLERANCE |        |
| X.                | ±0.60               | X.              | ±5°    |
| .X                | ±0.38               | .X              | ±3°    |
| .XX               | ±0.25               | .XX             | ±2°    |
| DRAWING TYPE      |                     | CUSTOMER        |        |
| SCALE             | 1:1                 | SHEET           | 1 OF 1 |
| DRAWING NO.       | C-DS1073-01-XXXXX-D |                 |        |

|            |    |        |                                   |
|------------|----|--------|-----------------------------------|
| PROJECTION |    | TITLE  | 4.2mm Connector<br>DIP & R/A type |
| UNITS      | mm | SERIES | DS1073-01 SERIES                  |

晨翔电子有限公司  
CONNFLY CONNELY ELECTRONIC CO. LTD